




**MINUTES OF COUNTY FINANCES  
TREASURER'S REPORT**

IN THE MATTER OF COUNTY FINANCES  
IN THE HANDS OF  
MARY HORTON, TREASURER  
OF JACKSON COUNTY, TEXAS

COMMISSIONERS' COURT  
JACKSON COUNTY, TEXAS  
IN REGULAR SESSION  
SEPTEMBER TERM 2022

IN ACCORDANCE with Section 114.026, Local Government Code, we, the undersigned, constituting the Commissioners' Court of said County, certify that on the 27th day of September 2022, at the Regular term of Court, we compared and examined the monthly report of Mary Horton, Treasurer of Jackson County, Texas, for August 2022, and finding the same correct, entered an order in the Minutes approving said report, which states total cash and other assets on hand as: \$12,352,440.64.

  
\_\_\_\_\_  
Jill S. Sklar, County Judge

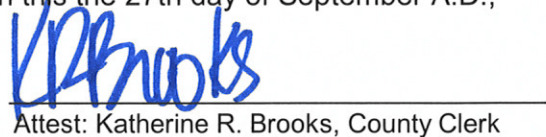
  
\_\_\_\_\_  
Wayne Hunt, Commissioner Pct. #1

  
\_\_\_\_\_  
Wayne Bubela, Commissioner Pct. #2

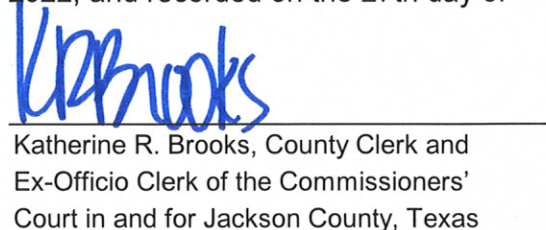
  
\_\_\_\_\_  
Glenn T. Martin, Commissioner Pct. #3

  
\_\_\_\_\_  
Dennis Karl, Commissioner Pct. #4

SWORN TO AND SUBSCRIBED BEFORE ME, by Jill S. Sklar, County Judge, and County Commissioners of said Jackson County, each respectively, on this the 27th day of September A.D., 2022.

  
\_\_\_\_\_  
Attest: Katherine R. Brooks, County Clerk

FILED FOR RECORD THIS the 27th day of September A.D., 2022, and recorded on the 27th day of September A.D., 2022.

  
\_\_\_\_\_  
Katherine R. Brooks, County Clerk and  
Ex-Officio Clerk of the Commissioners'  
Court in and for Jackson County, Texas

By: \_\_\_\_\_  
Deputy



Jackson County, TX

# Treasurer's Monthly Report Account Summary

Date Range: 08/01/2022 - 08/31/2022

| Account  | Name                    | Beginning Balance   | Total Activity     | Total Debits        | Total Credits       | Ending Balance      |
|--|-------------------------|---------------------|--------------------|---------------------|---------------------|---------------------|
| <b>Fund: 10 - GENERAL</b>                          |                         |                     |                    |                     |                     |                     |
| <a href="#">10-000-1020-0000</a>                   | CHANGE FUND/PETTY CASH  | 2,186.00            | 0.00               | 0.00                | 0.00                | 2,186.00            |
| <a href="#">10-000-1030-0000</a>                   | CASH IN BANK            | 19,182.05           | 507,634.42         | 1,653,232.94        | 1,145,598.52        | 526,816.47          |
| <a href="#">10-000-1034-0000</a>                   | CASH IN BANK - CLEARING | 11,411.15           | 644.03             | 10,423.24           | 9,779.21            | 12,055.18           |
| <a href="#">10-000-1040-0000</a>                   | CASH IN TEX POOL        | 262,083.60          | 481.37             | 481.37              | 0.00                | 262,564.97          |
| <a href="#">10-000-1042-0000</a>                   | CASH IN TEXAS CLASS     | 1,818,462.99        | -872,054.96        | 2,945.04            | 875,000.00          | 946,408.03          |
| <a href="#">10-000-1046-0000</a>                   | CASH IN C.D.'S          | 20,000.00           | 0.00               | 0.00                | 0.00                | 20,000.00           |
| <a href="#">10-000-1060-0000</a>                   | CASH IN MONEY MARKET    | 4,994,536.73        | 2,757.25           | 2,757.25            | 0.00                | 4,997,293.98        |
| <b>Total Fund: 10 - GENERAL:</b>                   |                         | <b>7,127,862.52</b> | <b>-360,537.89</b> | <b>1,669,839.84</b> | <b>2,030,377.73</b> | <b>6,767,324.63</b> |
| <b>Fund: 12 - PERMANENT IMPROVEMENT</b>            |                         |                     |                    |                     |                     |                     |
| <a href="#">12-000-1030-0000</a>                   | CASH IN BANK            | 90.24               | 23,019.85          | 47,000.00           | 23,980.15           | 23,110.09           |
| <a href="#">12-000-1040-0000</a>                   | CASH IN TEX POOL        | 0.00                | 0.00               | 0.00                | 0.00                | 0.00                |
| <a href="#">12-000-1042-0000</a>                   | CASH IN TEXAS CLASS     | 1,291,480.56        | -44,520.96         | 2,479.04            | 47,000.00           | 1,246,959.60        |
| <b>Total Fund: 12 - PERMANENT IMPROVEMENT:</b>     |                         | <b>1,291,570.80</b> | <b>-21,501.11</b>  | <b>49,479.04</b>    | <b>70,980.15</b>    | <b>1,270,069.69</b> |
| <b>Fund: 15 - COMMISSARY TELEPHONE</b>             |                         |                     |                    |                     |                     |                     |
| <a href="#">15-000-1030-0000</a>                   | CASH IN BANK            | 4,392.90            | -3,986.20          | 3,392.93            | 7,379.13            | 406.70              |
| <a href="#">15-000-1040-0000</a>                   | CASH IN TEXPOOL         | 0.00                | 0.00               | 0.00                | 0.00                | 0.00                |
| <a href="#">15-000-1042-0000</a>                   | CASH IN TEXAS CLASS     | 64,800.00           | 7,000.00           | 7,126.88            | 126.88              | 71,800.00           |
| <b>Total Fund: 15 - COMMISSARY TELEPHONE:</b>      |                         | <b>69,192.90</b>    | <b>3,013.80</b>    | <b>10,519.81</b>    | <b>7,506.01</b>     | <b>72,206.70</b>    |
| <b>Fund: 17 - DISTRICT ATTORNEY-HOT CHK</b>        |                         |                     |                    |                     |                     |                     |
| <a href="#">17-000-1030-0000</a>                   | CASH IN BANK            | 186.76              | 0.00               | 0.00                | 0.00                | 186.76              |
| <a href="#">17-000-1040-0000</a>                   | CASH IN TEX POOL        | 0.00                | 0.00               | 0.00                | 0.00                | 0.00                |
| <a href="#">17-000-1042-0000</a>                   | CASH IN TEXAS CLASS     | 5,700.00            | 0.00               | 11.09               | 11.09               | 5,700.00            |
| <b>Total Fund: 17 - DISTRICT ATTORNEY-HOT CHK:</b> |                         | <b>5,886.76</b>     | <b>0.00</b>        | <b>11.09</b>        | <b>11.09</b>        | <b>5,886.76</b>     |
| <b>Fund: 18 - ELECTIONS ADMINISTRATION</b>         |                         |                     |                    |                     |                     |                     |
| <a href="#">18-000-1030-0000</a>                   | CASH IN BANK            | 74,003.07           | 0.00               | 0.00                | 0.00                | 74,003.07           |
| <a href="#">18-000-1042-0000</a>                   | CASH IN TEXAS CLASS     | 0.00                | 0.00               | 0.00                | 0.00                | 0.00                |
| <b>Total Fund: 18 - ELECTIONS ADMINISTRATION:</b>  |                         | <b>74,003.07</b>    | <b>0.00</b>        | <b>0.00</b>         | <b>0.00</b>         | <b>74,003.07</b>    |
| <b>Fund: 19 - FORFEITURE-DIST ATTORNEY</b>         |                         |                     |                    |                     |                     |                     |
| <a href="#">19-000-1030-0000</a>                   | CASH IN BANK            | 947.87              | 14.22              | 5,058.50            | 5,044.28            | 962.09              |
| <a href="#">19-000-1040-0000</a>                   | CASH IN TEXPOOL         | 0.00                | 0.00               | 0.00                | 0.00                | 0.00                |
| <a href="#">19-000-1042-0000</a>                   | CASH IN TEXAS CLASS     | 215,407.56          | -4,581.53          | 418.47              | 5,000.00            | 210,826.03          |
| <b>Total Fund: 19 - FORFEITURE-DIST ATTORNEY:</b>  |                         | <b>216,355.43</b>   | <b>-4,567.31</b>   | <b>5,476.97</b>     | <b>10,044.28</b>    | <b>211,788.12</b>   |
| <b>Fund: 21 - FORFEITURE-SHERIFF</b>               |                         |                     |                    |                     |                     |                     |
| <a href="#">21-000-1030-0000</a>                   | CASH IN BANK            | 4,400.47            | -72.77             | 0.00                | 72.77               | 4,327.70            |

Treasurer's Monthly Report

Date Range: 08/01/2022 - 08/31/2022

| Account  | Name                | Beginning Balance | Total Activity    | Total Debits     | Total Credits    | Ending Balance    |
|--|---------------------|-------------------|-------------------|------------------|------------------|-------------------|
| <a href="#">21-000-1040-0000</a>                   | CASH IN TEXPOOL     | 0.00              | 0.00              | 0.00             | 0.00             | 0.00              |
| <a href="#">21-000-1042-0000</a>                   | CASH IN TEXAS CLASS | 50,254.71         | 97.80             | 97.80            | 0.00             | 50,352.51         |
| <b>Total Fund: 21 - FORFEITURE-SHERIFF:</b>        |                     | <b>54,655.18</b>  | <b>25.03</b>      | <b>97.80</b>     | <b>72.77</b>     | <b>54,680.21</b>  |
| <b>Fund: 23 - TECHNOLOGY FUND</b>                  |                     |                   |                   |                  |                  |                   |
| <a href="#">23-000-1030-0000</a>                   | CASH IN BANK        | 2,682.37          | 622.97            | 622.97           | 0.00             | 3,305.34          |
| <a href="#">23-000-1040-0000</a>                   | CASH IN TEXPOOL     | 0.00              | 0.00              | 0.00             | 0.00             | 0.00              |
| <a href="#">23-000-1042-0000</a>                   | CASH IN TEXAS CLASS | 48.00             | 0.00              | 0.04             | 0.04             | 48.00             |
| <b>Total Fund: 23 - TECHNOLOGY FUND:</b>           |                     | <b>2,730.37</b>   | <b>622.97</b>     | <b>623.01</b>    | <b>0.04</b>      | <b>3,353.34</b>   |
| <b>Fund: 24 - JUV PROB DISCRETIONARY</b>           |                     |                   |                   |                  |                  |                   |
| <a href="#">24-000-1030-0000</a>                   | CASH IN BANK        | 2,818.58          | 212.50            | 212.50           | 0.00             | 3,031.08          |
| <a href="#">24-000-1042-0000</a>                   | CASH IN TEXAS CLASS | 0.00              | 0.00              | 0.00             | 0.00             | 0.00              |
| <b>Total Fund: 24 - JUV PROB DISCRETIONARY:</b>    |                     | <b>2,818.58</b>   | <b>212.50</b>     | <b>212.50</b>    | <b>0.00</b>      | <b>3,031.08</b>   |
| <b>Fund: 25 - JUVENILE PROBATION GRANTS</b>        |                     |                   |                   |                  |                  |                   |
| <a href="#">25-000-1030-0000</a>                   | CASH IN BANK        | 29,031.12         | -27,100.10        | 0.00             | 27,100.10        | 1,931.02          |
| <a href="#">25-000-1040-0000</a>                   | CASH IN TEXPOOL     | 0.00              | 0.00              | 0.00             | 0.00             | 0.00              |
| <a href="#">25-000-1042-0000</a>                   | CASH IN TEXAS CLASS | 729.49            | 1.43              | 1.43             | 0.00             | 730.92            |
| <b>Total Fund: 25 - JUVENILE PROBATION GRANTS:</b> |                     | <b>29,760.61</b>  | <b>-27,098.67</b> | <b>1.43</b>      | <b>27,100.10</b> | <b>2,661.94</b>   |
| <b>Fund: 26 - LAW LIBRARY</b>                      |                     |                   |                   |                  |                  |                   |
| <a href="#">26-000-1030-0000</a>                   | CASH IN BANK        | 296.87            | 166.50            | 980.00           | 813.50           | 463.37            |
| <a href="#">26-000-1042-0000</a>                   | CASH IN TEXAS CLASS | 7,200.00          | 0.00              | 13.98            | 13.98            | 7,200.00          |
| <b>Total Fund: 26 - LAW LIBRARY:</b>               |                     | <b>7,496.87</b>   | <b>166.50</b>     | <b>993.98</b>    | <b>827.48</b>    | <b>7,663.37</b>   |
| <b>Fund: 27 - LEOSE-LAW ENF OFFICERS ED</b>        |                     |                   |                   |                  |                  |                   |
| <a href="#">27-000-1030-0000</a>                   | CASH IN BANK        | 1,887.31          | 0.00              | 0.00             | 0.00             | 1,887.31          |
| <a href="#">27-000-1042-0000</a>                   | CASH IN TEXAS CLASS | 1,090.00          | 0.00              | 2.13             | 2.13             | 1,090.00          |
| <b>Total Fund: 27 - LEOSE-LAW ENF OFFICERS ED:</b> |                     | <b>2,977.31</b>   | <b>0.00</b>       | <b>2.13</b>      | <b>2.13</b>      | <b>2,977.31</b>   |
| <b>Fund: 28 - LIBRARY-MEMORIAL FUND</b>            |                     |                   |                   |                  |                  |                   |
| <a href="#">28-000-1030-0000</a>                   | CASH IN BANK        | 2,579.18          | -411.35           | 45.00            | 456.35           | 2,167.83          |
| <a href="#">28-000-1040-0000</a>                   | CASH IN TEXPOOL     | 2,519.11          | 4.63              | 4.63             | 0.00             | 2,523.74          |
| <a href="#">28-000-1042-0000</a>                   | CASH IN TEXAS CLASS | 53,354.20         | 103.81            | 103.81           | 0.00             | 53,458.01         |
| <b>Total Fund: 28 - LIBRARY-MEMORIAL FUND:</b>     |                     | <b>58,452.49</b>  | <b>-302.91</b>    | <b>153.44</b>    | <b>456.35</b>    | <b>58,149.58</b>  |
| <b>Fund: 29 - RECORDS MGT- COUNTY CLERK</b>        |                     |                   |                   |                  |                  |                   |
| <a href="#">29-000-1030-0000</a>                   | CASH IN BANK        | 18,800.49         | -15,101.20        | 6,502.95         | 21,604.15        | 3,699.29          |
| <a href="#">29-000-1040-0000</a>                   | CASH IN TEXPOOL     | 0.00              | 0.00              | 0.00             | 0.00             | 0.00              |
| <a href="#">29-000-1042-0000</a>                   | CASH IN TEXAS CLASS | 193,551.03        | 20,379.26         | 20,379.26        | 0.00             | 213,930.29        |
| <b>Total Fund: 29 - RECORDS MGT- COUNTY CLERK:</b> |                     | <b>212,351.52</b> | <b>5,278.06</b>   | <b>26,882.21</b> | <b>21,604.15</b> | <b>217,629.58</b> |
| <b>Fund: 30 - RECORDS MGT - COUNTY</b>             |                     |                   |                   |                  |                  |                   |
| <a href="#">30-000-1030-0000</a>                   | CASH IN BANK        | 5,444.41          | -4,960.55         | 39.45            | 5,000.00         | 483.86            |
| <a href="#">30-000-1040-0000</a>                   | CASH IN TEXPOOL     | 0.00              | 0.00              | 0.00             | 0.00             | 0.00              |
| <a href="#">30-000-1042-0000</a>                   | CASH IN TEXAS CLASS | 1,997.49          | 5,004.55          | 5,004.55         | 0.00             | 7,002.04          |
| <b>Total Fund: 30 - RECORDS MGT - COUNTY:</b>      |                     | <b>7,441.90</b>   | <b>44.00</b>      | <b>5,044.00</b>  | <b>5,000.00</b>  | <b>7,485.90</b>   |

Treasurer's Monthly Report

Date Range: 08/01/2022 - 08/31/2022

| Account   | Name                | Beginning Balance | Total Activity     | Total Debits     | Total Credits     | Ending Balance    |
|---|---------------------|-------------------|--------------------|------------------|-------------------|-------------------|
| <b>Fund: 31 - RECORDS MGT - DIST CLERK</b>        |                     |                   |                    |                  |                   |                   |
| <a href="#">31-000-1030-0000</a>                  | CASH IN BANK        | 409.99            | -318.70            | 983.63           | 1,302.33          | 91.29             |
| <a href="#">31-000-1040-0000</a>                  | CASH IN TEXPOOL     | 0.00              | 0.00               | 0.00             | 0.00              | 0.00              |
| <a href="#">31-000-1042-0000</a>                  | CASH IN TEXAS CLASS | 10,975.00         | -100.00            | 21.33            | 121.33            | 10,875.00         |
| <b>Total Fund: 31 - RECORDS MGT - DIST CLERK:</b> |                     | <b>11,384.99</b>  | <b>-418.70</b>     | <b>1,004.96</b>  | <b>1,423.66</b>   | <b>10,966.29</b>  |
| <b>Fund: 32 - SECURITY FUND</b>                   |                     |                   |                    |                  |                   |                   |
| <a href="#">32-000-1030-0000</a>                  | CASH IN BANK        | 1,425.30          | 1,517.35           | 1,545.57         | 28.22             | 2,942.65          |
| <a href="#">32-000-1040-0000</a>                  | CASH IN TEXPOOL     | 0.00              | 0.00               | 0.00             | 0.00              | 0.00              |
| <a href="#">32-000-1042-0000</a>                  | CASH IN TEXAS CLASS | 22,850.00         | 0.00               | 44.42            | 44.42             | 22,850.00         |
| <b>Total Fund: 32 - SECURITY FUND:</b>            |                     | <b>24,275.30</b>  | <b>1,517.35</b>    | <b>1,589.99</b>  | <b>72.64</b>      | <b>25,792.65</b>  |
| <b>Fund: 33 - CRTHSE SECURITY - JPS</b>           |                     |                   |                    |                  |                   |                   |
| <a href="#">33-000-1030-0000</a>                  | CASH IN BANK        | 1,730.53          | 131.93             | 131.93           | 0.00              | 1,862.46          |
| <a href="#">33-000-1040-0000</a>                  | CASH IN TEX POOL    | 0.00              | 0.00               | 0.00             | 0.00              | 0.00              |
| <a href="#">33-000-1042-0000</a>                  | CASH IN TEXAS CLASS | 0.00              | 0.00               | 0.00             | 0.00              | 0.00              |
| <b>Total Fund: 33 - CRTHSE SECURITY - JPS:</b>    |                     | <b>1,730.53</b>   | <b>131.93</b>      | <b>131.93</b>    | <b>0.00</b>       | <b>1,862.46</b>   |
| <b>Fund: 34 - CHILD ABUSE PREVENTION</b>          |                     |                   |                    |                  |                   |                   |
| <a href="#">34-000-1030-0000</a>                  | CASH IN BANK        | -33.20            | 70.83              | 70.83            | 0.00              | 37.63             |
| <a href="#">34-000-1042-0000</a>                  | CASH IN TEXAS CLASS | 0.00              | 0.00               | 0.00             | 0.00              | 0.00              |
| <b>Total Fund: 34 - CHILD ABUSE PREVENTION:</b>   |                     | <b>-33.20</b>     | <b>70.83</b>       | <b>70.83</b>     | <b>0.00</b>       | <b>37.63</b>      |
| <b>Fund: 35 - CHILD WELFARE</b>                   |                     |                   |                    |                  |                   |                   |
| <a href="#">35-000-1030-0000</a>                  | CASH IN BANK        | 392.45            | 0.00               | 0.00             | 0.00              | 392.45            |
| <a href="#">35-000-1040-0000</a>                  | CASH IN TEXPOOL     | 0.00              | 0.00               | 0.00             | 0.00              | 0.00              |
| <a href="#">35-000-1042-0000</a>                  | CASH IN TEXAS CLASS | 7,216.05          | 14.04              | 14.04            | 0.00              | 7,230.09          |
| <b>Total Fund: 35 - CHILD WELFARE:</b>            |                     | <b>7,608.50</b>   | <b>14.04</b>       | <b>14.04</b>     | <b>0.00</b>       | <b>7,622.54</b>   |
| <b>Fund: 36 - HISTORICAL COMMISSION</b>           |                     |                   |                    |                  |                   |                   |
| <a href="#">36-000-1030-0000</a>                  | CASH IN BANK        | 68.90             | -60.00             | 0.00             | 60.00             | 8.90              |
| <a href="#">36-000-1040-0000</a>                  | CASH IN TEX POOL    | 0.00              | 0.00               | 0.00             | 0.00              | 0.00              |
| <a href="#">36-000-1042-0000</a>                  | CASH IN TEXAS CLASS | 32,547.55         | 63.36              | 63.36            | 0.00              | 32,610.91         |
| <b>Total Fund: 36 - HISTORICAL COMMISSION:</b>    |                     | <b>32,616.45</b>  | <b>3.36</b>        | <b>63.36</b>     | <b>60.00</b>      | <b>32,619.81</b>  |
| <b>Fund: 37 - MEDIATION FUND</b>                  |                     |                   |                    |                  |                   |                   |
| <a href="#">37-000-1030-0000</a>                  | CASH IN BANK        | 4,126.00          | 0.00               | 0.00             | 0.00              | 4,126.00          |
| <b>Total Fund: 37 - MEDIATION FUND:</b>           |                     | <b>4,126.00</b>   | <b>0.00</b>        | <b>0.00</b>      | <b>0.00</b>       | <b>4,126.00</b>   |
| <b>Fund: 39 - BRIDGE REPLACEMENT</b>              |                     |                   |                    |                  |                   |                   |
| <a href="#">39-000-1030-0000</a>                  | CASH IN BANK        | 25.07             | 0.00               | 0.00             | 0.00              | 25.07             |
| <a href="#">39-000-1042-0000</a>                  | CASH IN TEXAS CLASS | 290,742.00        | 565.77             | 565.77           | 0.00              | 291,307.77        |
| <b>Total Fund: 39 - BRIDGE REPLACEMENT:</b>       |                     | <b>290,767.07</b> | <b>565.77</b>      | <b>565.77</b>    | <b>0.00</b>       | <b>291,332.84</b> |
| <b>Fund: 40 - HIGHWAY</b>                         |                     |                   |                    |                  |                   |                   |
| <a href="#">40-000-1030-0000</a>                  | CASH IN BANK        | 24,178.16         | -108,405.51        | 62,983.29        | 171,388.80        | -84,227.35        |
| <a href="#">40-000-1042-0000</a>                  | CASH IN TEXAS CLASS | 0.00              | 0.00               | 0.00             | 0.00              | 0.00              |
| <b>Total Fund: 40 - HIGHWAY:</b>                  |                     | <b>24,178.16</b>  | <b>-108,405.51</b> | <b>62,983.29</b> | <b>171,388.80</b> | <b>-84,227.35</b> |

Treasurer's Monthly Report

Date Range: 08/01/2022 - 08/31/2022

| Account   | Name                | Beginning Balance | Total Activity    | Total Debits     | Total Credits     | Ending Balance    |
|---|---------------------|-------------------|-------------------|------------------|-------------------|-------------------|
| <b>Fund: 41 - ROAD &amp; BRIDGE GEN NO. 1</b>         |                     |                   |                   |                  |                   |                   |
| <a href="#">41-000-1030-0000</a>                      | CASH IN BANK        | 2,191.58          | 37,196.20         | 95,051.30        | 57,855.10         | 39,387.78         |
| <a href="#">41-000-1040-0000</a>                      | CASH IN TEX POOL    | 15,976.53         | 29.38             | 29.38            | 0.00              | 16,005.91         |
| <a href="#">41-000-1042-0000</a>                      | CASH IN TEXAS CLASS | 127,869.13        | -94,810.22        | 189.78           | 95,000.00         | 33,058.91         |
| <b>Total Fund: 41 - ROAD &amp; BRIDGE GEN NO. 1:</b>  |                     | <b>146,037.24</b> | <b>-57,584.64</b> | <b>95,270.46</b> | <b>152,855.10</b> | <b>88,452.60</b>  |
| <b>Fund: 42 - ROAD &amp; BRIDGE GEN NO. 2</b>         |                     |                   |                   |                  |                   |                   |
| <a href="#">42-000-1030-0000</a>                      | CASH IN BANK        | 5,102.37          | -1,136.48         | 75,000.00        | 76,136.48         | 3,965.89          |
| <a href="#">42-000-1040-0000</a>                      | CASH IN TEXPOOL     | 16,228.27         | 29.79             | 29.79            | 0.00              | 16,258.06         |
| <a href="#">42-000-1042-0000</a>                      | CASH IN TEXAS CLASS | 180,207.57        | -49,655.88        | 344.12           | 50,000.00         | 130,551.69        |
| <b>Total Fund: 42 - ROAD &amp; BRIDGE GEN NO. 2:</b>  |                     | <b>201,538.21</b> | <b>-50,762.57</b> | <b>75,373.91</b> | <b>126,136.48</b> | <b>150,775.64</b> |
| <b>Fund: 43 - ROAD &amp; BRIDGE GEN NO. 3</b>         |                     |                   |                   |                  |                   |                   |
| <a href="#">43-000-1030-0000</a>                      | CASH IN BANK        | 3,129.52          | 3,093.47          | 30,080.30        | 26,986.83         | 6,222.99          |
| <a href="#">43-000-1040-0000</a>                      | CASH IN TEX POOL    | 25,508.57         | 46.88             | 46.88            | 0.00              | 25,555.45         |
| <a href="#">43-000-1042-0000</a>                      | CASH IN TEXAS CLASS | 206,847.65        | -29,601.44        | 398.56           | 30,000.00         | 177,246.21        |
| <b>Total Fund: 43 - ROAD &amp; BRIDGE GEN NO. 3:</b>  |                     | <b>235,485.74</b> | <b>-26,461.09</b> | <b>30,525.74</b> | <b>56,986.83</b>  | <b>209,024.65</b> |
| <b>Fund: 44 - ROAD &amp; BRIDGE GEN NO. 4</b>         |                     |                   |                   |                  |                   |                   |
| <a href="#">44-000-1030-0000</a>                      | CASH IN BANK        | 6,246.33          | -497.79           | 60,662.04        | 61,159.83         | 5,748.54          |
| <a href="#">44-000-1040-0000</a>                      | CASH IN TEX POOL    | 10,421.01         | 19.14             | 19.14            | 0.00              | 10,440.15         |
| <a href="#">44-000-1042-0000</a>                      | CASH IN TEXAS CLASS | 438,876.03        | -54,153.18        | 846.82           | 55,000.00         | 384,722.85        |
| <b>Total Fund: 44 - ROAD &amp; BRIDGE GEN NO. 4:</b>  |                     | <b>455,543.37</b> | <b>-54,631.83</b> | <b>61,528.00</b> | <b>116,159.83</b> | <b>400,911.54</b> |
| <b>Fund: 45 - ROAD &amp; BRIDGE LATERAL RD</b>        |                     |                   |                   |                  |                   |                   |
| <a href="#">45-000-1030-0000</a>                      | CASH IN BANK        | 0.00              | 0.00              | 0.00             | 0.00              | 0.00              |
| <a href="#">45-000-1042-0000</a>                      | CASH IN TEXAS CLASS | 0.00              | 0.00              | 0.00             | 0.00              | 0.00              |
| <b>Total Fund: 45 - ROAD &amp; BRIDGE LATERAL RD:</b> |                     | <b>0.00</b>       | <b>0.00</b>       | <b>0.00</b>      | <b>0.00</b>       | <b>0.00</b>       |
| <b>Fund: 50 - PCT#1 EQUIPMENT REPLACMNT</b>           |                     |                   |                   |                  |                   |                   |
| <a href="#">50-000-1030-0000</a>                      | CASH IN BANK        | 675.51            | 0.00              | 0.00             | 0.00              | 675.51            |
| <a href="#">50-000-1040-0000</a>                      | CASH IN TEX POOL    | 0.00              | 0.00              | 0.00             | 0.00              | 0.00              |
| <a href="#">50-000-1042-0000</a>                      | CASH IN TEXAS CLASS | 52,033.88         | 101.27            | 101.27           | 0.00              | 52,135.15         |
| <b>Total Fund: 50 - PCT#1 EQUIPMENT REPLACMNT:</b>    |                     | <b>52,709.39</b>  | <b>101.27</b>     | <b>101.27</b>    | <b>0.00</b>       | <b>52,810.66</b>  |
| <b>Fund: 51 - PCT#2 EQUIPMENT REPLACMNT</b>           |                     |                   |                   |                  |                   |                   |
| <a href="#">51-000-1030-0000</a>                      | CASH IN BANK        | 44.18             | 0.00              | 0.00             | 0.00              | 44.18             |
| <a href="#">51-000-1040-0000</a>                      | CASH IN TEX POOL    | 0.00              | 0.00              | 0.00             | 0.00              | 0.00              |
| <a href="#">51-000-1042-0000</a>                      | CASH IN TEXAS CLASS | 158,638.13        | 308.68            | 308.68           | 0.00              | 158,946.81        |
| <b>Total Fund: 51 - PCT#2 EQUIPMENT REPLACMNT:</b>    |                     | <b>158,682.31</b> | <b>308.68</b>     | <b>308.68</b>    | <b>0.00</b>       | <b>158,990.99</b> |
| <b>Fund: 52 - PCT#3 EQUIPMENT REPLACMNT</b>           |                     |                   |                   |                  |                   |                   |
| <a href="#">52-000-1030-0000</a>                      | CASH IN BANK        | 34.44             | 0.00              | 0.00             | 0.00              | 34.44             |
| <a href="#">52-000-1040-0000</a>                      | CASH IN TEX POOL    | 0.00              | 0.00              | 0.00             | 0.00              | 0.00              |
| <a href="#">52-000-1042-0000</a>                      | CASH IN TEXAS CLASS | 25,583.68         | 49.79             | 49.79            | 0.00              | 25,633.47         |
| <b>Total Fund: 52 - PCT#3 EQUIPMENT REPLACMNT:</b>    |                     | <b>25,618.12</b>  | <b>49.79</b>      | <b>49.79</b>     | <b>0.00</b>       | <b>25,667.91</b>  |
| <b>Fund: 53 - PCT#4 EQUIPMENT REPLACMNT</b>           |                     |                   |                   |                  |                   |                   |
| <a href="#">53-000-1030-0000</a>                      | CASH IN BANK        | 983.52            | 0.00              | 0.00             | 0.00              | 983.52            |

Treasurer's Monthly Report

Date Range: 08/01/2022 - 08/31/2022

| Account   | Name                           | Beginning Balance   | Total Activity | Total Debits    | Total Credits   | Ending Balance      |
|---|--------------------------------|---------------------|----------------|-----------------|-----------------|---------------------|
| <a href="#">53-000-1040-0000</a>                      | CASH IN TEX POOL               | 0.00                | 0.00           | 0.00            | 0.00            | 0.00                |
| <a href="#">53-000-1042-0000</a>                      | CASH IN TEXAS CLASS            | 123,255.46          | 239.87         | 239.87          | 0.00            | 123,495.33          |
| <b>Total Fund: 53 - PCT#4 EQUIPMENT REPLACMNT:</b>    |                                | <b>124,238.98</b>   | <b>239.87</b>  | <b>239.87</b>   | <b>0.00</b>     | <b>124,478.85</b>   |
| <b>Fund: 55 - CONSTRUCTION GRANTS</b>                 |                                |                     |                |                 |                 |                     |
| <a href="#">55-000-1030-0000</a>                      | CASH IN BANK                   | -438,949.04         | 0.00           | 0.00            | 0.00            | -438,949.04         |
| <b>Total Fund: 55 - CONSTRUCTION GRANTS:</b>          |                                | <b>-438,949.04</b>  | <b>0.00</b>    | <b>0.00</b>     | <b>0.00</b>     | <b>-438,949.04</b>  |
| <b>Fund: 57 - ABANDONED MOTOR VEHICLE</b>             |                                |                     |                |                 |                 |                     |
| <a href="#">57-000-1030-0000</a>                      | CASH IN BANK                   | 14,379.17           | -96.84         | 0.00            | 96.84           | 14,282.33           |
| <a href="#">57-000-1040-0000</a>                      | CASH IN TEXPOOL                | 0.00                | 0.00           | 0.00            | 0.00            | 0.00                |
| <a href="#">57-000-1042-0000</a>                      | CASH IN TEXAS CLASS            | 0.00                | 0.00           | 0.00            | 0.00            | 0.00                |
| <a href="#">57-000-1055-0000</a>                      | CASH IN BANK - ABANDONED MOTOR | 1,197.33            | 0.00           | 0.00            | 0.00            | 1,197.33            |
| <b>Total Fund: 57 - ABANDONED MOTOR VEHICLE:</b>      |                                | <b>15,576.50</b>    | <b>-96.84</b>  | <b>0.00</b>     | <b>96.84</b>    | <b>15,479.66</b>    |
| <b>Fund: 65 - TRUANCY PREV &amp; DIVERSION</b>        |                                |                     |                |                 |                 |                     |
| <a href="#">65-000-1030-0000</a>                      | CASH IN BANK                   | 13,337.96           | 540.68         | 540.68          | 0.00            | 13,878.64           |
| <a href="#">65-000-1040-0000</a>                      | CASH IN TEX POOL               | 0.00                | 0.00           | 0.00            | 0.00            | 0.00                |
| <b>Total Fund: 65 - TRUANCY PREV &amp; DIVERSION:</b> |                                | <b>13,337.96</b>    | <b>540.68</b>  | <b>540.68</b>   | <b>0.00</b>     | <b>13,878.64</b>    |
| <b>Fund: 66 - CO SPECIALTY COURT</b>                  |                                |                     |                |                 |                 |                     |
| <a href="#">66-000-1030-0000</a>                      | CASH IN BANK                   | 7,347.93            | 431.01         | 431.01          | 0.00            | 7,778.94            |
| <a href="#">66-000-1040-0000</a>                      | CASH IN TEX POOL               | 0.00                | 0.00           | 0.00            | 0.00            | 0.00                |
| <b>Total Fund: 66 - CO SPECIALTY COURT:</b>           |                                | <b>7,347.93</b>     | <b>431.01</b>  | <b>431.01</b>   | <b>0.00</b>     | <b>7,778.94</b>     |
| <b>Fund: 70 - AMERICAN RESCUE PLAN (ARP)</b>          |                                |                     |                |                 |                 |                     |
| <a href="#">70-000-1030-0000</a>                      | CASH IN BANK                   | 405.89              | 0.00           | 0.00            | 0.00            | 405.89              |
| <a href="#">70-000-1060-0000</a>                      | CASH IN MONEY MARKET           | 21,643.79           | 5.51           | 5.51            | 0.00            | 21,649.30           |
| <b>Total Fund: 70 - AMERICAN RESCUE PLAN (ARP):</b>   |                                | <b>22,049.68</b>    | <b>5.51</b>    | <b>5.51</b>     | <b>0.00</b>     | <b>22,055.19</b>    |
| <b>Fund: 71 - FED &amp; STATE RELIEF</b>              |                                |                     |                |                 |                 |                     |
| <a href="#">71-000-1030-0000</a>                      | CASH IN BANK                   | 597.74              | 0.00           | 0.00            | 0.00            | 597.74              |
| <a href="#">71-000-1042-0000</a>                      | CASH IN TEXAS CLASS            | 71,677.96           | 139.47         | 139.47          | 0.00            | 71,817.43           |
| <b>Total Fund: 71 - FED &amp; STATE RELIEF:</b>       |                                | <b>72,275.70</b>    | <b>139.47</b>  | <b>139.47</b>   | <b>0.00</b>     | <b>72,415.17</b>    |
| <b>Fund: 72 - COASTAL PROTECTION</b>                  |                                |                     |                |                 |                 |                     |
| <a href="#">72-000-1030-0000</a>                      | CASH IN BANK                   | 167.25              | 723.20         | 5,000.00        | 4,276.80        | 890.45              |
| <a href="#">72-000-1042-0000</a>                      | CASH IN TEXAS CLASS            | 1,704,155.28        | -1,684.50      | 3,315.50        | 5,000.00        | 1,702,470.78        |
| <b>Total Fund: 72 - COASTAL PROTECTION:</b>           |                                | <b>1,704,322.53</b> | <b>-961.30</b> | <b>8,315.50</b> | <b>9,276.80</b> | <b>1,703,361.23</b> |
| <b>Fund: 80 - AIRPORT</b>                             |                                |                     |                |                 |                 |                     |
| <a href="#">80-000-1030-0000</a>                      | CASH IN BANK                   | 1,424.07            | 0.00           | 0.00            | 0.00            | 1,424.07            |
| <a href="#">80-000-1040-0000</a>                      | CASH IN TEXPOOL                | 0.00                | 0.00           | 0.00            | 0.00            | 0.00                |
| <a href="#">80-000-1042-0000</a>                      | CASH IN TEXAS CLASS            | 141,353.62          | 275.05         | 275.05          | 0.00            | 141,628.67          |
| <b>Total Fund: 80 - AIRPORT:</b>                      |                                | <b>142,777.69</b>   | <b>275.05</b>  | <b>275.05</b>   | <b>0.00</b>     | <b>143,052.74</b>   |
| <b>Fund: 81 - JAIL COMMISSARY</b>                     |                                |                     |                |                 |                 |                     |
| <a href="#">81-000-1030-0000</a>                      | CASH IN BANK                   | 14,256.34           | 6,750.43       | 7,365.33        | 614.90          | 21,006.77           |
| <a href="#">81-000-1040-0000</a>                      | CASH IN TEXPOOL                | 0.00                | 0.00           | 0.00            | 0.00            | 0.00                |

Treasurer's Monthly Report

Date Range: 08/01/2022 - 08/31/2022

| Account  | Name                           | Beginning Balance    | Total Activity     | Total Debits        | Total Credits       | Ending Balance       |
|--|--------------------------------|----------------------|--------------------|---------------------|---------------------|----------------------|
| <a href="#">81-000-1042-0000</a>                   | CASH IN TEXAS CLASS            | 0.00                 | 0.00               | 0.00                | 0.00                | 0.00                 |
| <b>Total Fund: 81 - JAIL COMMISSARY:</b>           |                                | <b>14,256.34</b>     | <b>6,750.43</b>    | <b>7,365.33</b>     | <b>614.90</b>       | <b>21,006.77</b>     |
| <b>Fund: 88 - STATE FEES</b>                       |                                |                      |                    |                     |                     |                      |
| <a href="#">88-000-1030-0000</a>                   | CASH IN BANK                   | 39,129.25            | 19,321.24          | 22,855.15           | 3,533.91            | 58,450.49            |
| <a href="#">88-000-1042-0000</a>                   | CASH IN TEXAS CLASS            | 0.00                 | 0.00               | 0.00                | 0.00                | 0.00                 |
| <b>Total Fund: 88 - STATE FEES:</b>                |                                | <b>39,129.25</b>     | <b>19,321.24</b>   | <b>22,855.15</b>    | <b>3,533.91</b>     | <b>58,450.49</b>     |
| <b>Fund: 89 - TRUST INVESTMENT</b>                 |                                |                      |                    |                     |                     |                      |
| <a href="#">89-000-1030-0000</a>                   | CASH IN BANK                   | 977.89               | -488.95            | 1,129.63            | 1,618.58            | 488.94               |
| <a href="#">89-000-1040-0000</a>                   | CASH IN TEXPOOL                | 17,162.02            | 31.52              | 31.52               | 0.00                | 17,193.54            |
| <a href="#">89-000-1042-0000</a>                   | CASH IN TEXAS CLASS            | 225,725.13           | 1,569.40           | 1,569.40            | 0.00                | 227,294.53           |
| <a href="#">89-000-1060-0000</a>                   | CASH IN BANK - MONEY MARKET    | 0.00                 | 0.00               | 0.00                | 0.00                | 0.00                 |
| <b>Total Fund: 89 - TRUST INVESTMENT:</b>          |                                | <b>243,865.04</b>    | <b>1,111.97</b>    | <b>2,730.55</b>     | <b>1,618.58</b>     | <b>244,977.01</b>    |
| <b>Fund: 90 - DISTRICT CLERK RESRV ACCT</b>        |                                |                      |                    |                     |                     |                      |
| <a href="#">90-000-1030-0000</a>                   | CASH IN BANK                   | 231,571.38           | -2,794.53          | 20.00               | 2,814.53            | 228,776.85           |
| <a href="#">90-000-1035-0000</a>                   | CASH IN BANK - NON INT BEARING | 0.00                 | 0.00               | 0.00                | 0.00                | 0.00                 |
| <a href="#">90-000-1040-0000</a>                   | CASH IN TEXPOOL                | 0.00                 | 0.00               | 0.00                | 0.00                | 0.00                 |
| <a href="#">90-000-1042-0000</a>                   | CASH IN TEXAS CLASS            | 0.00                 | 0.00               | 0.00                | 0.00                | 0.00                 |
| <b>Total Fund: 90 - DISTRICT CLERK RESRV ACCT:</b> |                                | <b>231,571.38</b>    | <b>-2,794.53</b>   | <b>20.00</b>        | <b>2,814.53</b>     | <b>228,776.85</b>    |
| <b>Fund: 92 - FLOOD CONTROL - JC DRAIN</b>         |                                |                      |                    |                     |                     |                      |
| <a href="#">92-000-1030-0000</a>                   | CASH IN BANK                   | 0.00                 | 0.00               | 5,806.41            | 5,806.41            | 0.00                 |
| <a href="#">92-000-1040-0000</a>                   | CASH IN TEXPOOL                | 0.00                 | 0.00               | 0.00                | 0.00                | 0.00                 |
| <a href="#">92-000-1042-0000</a>                   | CASH IN TEXAS CLASS            | 0.00                 | 0.00               | 0.00                | 0.00                | 0.00                 |
| <b>Total Fund: 92 - FLOOD CONTROL - JC DRAIN:</b>  |                                | <b>0.00</b>          | <b>0.00</b>        | <b>5,806.41</b>     | <b>5,806.41</b>     | <b>0.00</b>          |
| <b>Grand Totals:</b>                               |                                | <b>13,027,624.43</b> | <b>-675,183.79</b> | <b>2,147,643.80</b> | <b>2,822,827.59</b> | <b>12,352,440.64</b> |

**Fund Summary**

| Fund                            | Beginning Balance | Total Activity | Total Debits | Total Credits | Ending Balance |
|---------------------------------|-------------------|----------------|--------------|---------------|----------------|
| 10 - GENERAL                    | 7,127,862.52      | -360,537.89    | 1,669,839.84 | 2,030,377.73  | 6,767,324.63   |
| 12 - PERMANENT IMPROVEMENT      | 1,291,570.80      | -21,501.11     | 49,479.04    | 70,980.15     | 1,270,069.69   |
| 15 - COMMISSARY TELEPHONE       | 69,192.90         | 3,013.80       | 10,519.81    | 7,506.01      | 72,206.70      |
| 17 - DISTRICT ATTORNEY-HOT CHK  | 5,886.76          | 0.00           | 11.09        | 11.09         | 5,886.76       |
| 18 - ELECTIONS ADMINISTRATION   | 74,003.07         | 0.00           | 0.00         | 0.00          | 74,003.07      |
| 19 - FORFEITURE-DIST ATTORNEY   | 216,355.43        | -4,567.31      | 5,476.97     | 10,044.28     | 211,788.12     |
| 21 - FORFEITURE-SHERIFF         | 54,655.18         | 25.03          | 97.80        | 72.77         | 54,680.21      |
| 23 - TECHNOLOGY FUND            | 2,730.37          | 622.97         | 623.01       | 0.04          | 3,353.34       |
| 24 - JUV PROB DISCRETIONARY     | 2,818.58          | 212.50         | 212.50       | 0.00          | 3,031.08       |
| 25 - JUVENILE PROBATION GRANTS  | 29,760.61         | -27,098.67     | 1.43         | 27,100.10     | 2,661.94       |
| 26 - LAW LIBRARY                | 7,496.87          | 166.50         | 993.98       | 827.48        | 7,663.37       |
| 27 - LEOSE-LAW ENF OFFICERS ED  | 2,977.31          | 0.00           | 2.13         | 2.13          | 2,977.31       |
| 28 - LIBRARY-MEMORIAL FUND      | 58,452.49         | -302.91        | 153.44       | 456.35        | 58,149.58      |
| 29 - RECORDS MGT- COUNTY CLERK  | 212,351.52        | 5,278.06       | 26,882.21    | 21,604.15     | 217,629.58     |
| 30 - RECORDS MGT - COUNTY       | 7,441.90          | 44.00          | 5,044.00     | 5,000.00      | 7,485.90       |
| 31 - RECORDS MGT - DIST CLERK   | 11,384.99         | -418.70        | 1,004.96     | 1,423.66      | 10,966.29      |
| 32 - SECURITY FUND              | 24,275.30         | 1,517.35       | 1,589.99     | 72.64         | 25,792.65      |
| 33 - CRTHSE SECURITY - JPS      | 1,730.53          | 131.93         | 131.93       | 0.00          | 1,862.46       |
| 34 - CHILD ABUSE PREVENTION     | -33.20            | 70.83          | 70.83        | 0.00          | 37.63          |
| 35 - CHILD WELFARE              | 7,608.50          | 14.04          | 14.04        | 0.00          | 7,622.54       |
| 36 - HISTORICAL COMMISSION      | 32,616.45         | 3.36           | 63.36        | 60.00         | 32,619.81      |
| 37 - MEDIATION FUND             | 4,126.00          | 0.00           | 0.00         | 0.00          | 4,126.00       |
| 39 - BRIDGE REPLACEMENT         | 290,767.07        | 565.77         | 565.77       | 0.00          | 291,332.84     |
| 40 - HIGHWAY                    | 24,178.16         | -108,405.51    | 62,983.29    | 171,388.80    | -84,227.35     |
| 41 - ROAD & BRIDGE GEN NO. 1    | 146,037.24        | -57,584.64     | 95,270.46    | 152,855.10    | 88,452.60      |
| 42 - ROAD & BRIDGE GEN NO. 2    | 201,538.21        | -50,762.57     | 75,373.91    | 126,136.48    | 150,775.64     |
| 43 - ROAD & BRIDGE GEN NO. 3    | 235,485.74        | -26,461.09     | 30,525.74    | 56,986.83     | 209,024.65     |
| 44 - ROAD & BRIDGE GEN NO. 4    | 455,543.37        | -54,631.83     | 61,528.00    | 116,159.83    | 400,911.54     |
| 45 - ROAD & BRIDGE LATERAL RD   | 0.00              | 0.00           | 0.00         | 0.00          | 0.00           |
| 50 - PCT#1 EQUIPMENT REPLACMNT  | 52,709.39         | 101.27         | 101.27       | 0.00          | 52,810.66      |
| 51 - PCT#2 EQUIPMENT REPLACMNT  | 158,682.31        | 308.68         | 308.68       | 0.00          | 158,990.99     |
| 52 - PCT#3 EQUIPMENT REPLACMNT  | 25,618.12         | 49.79          | 49.79        | 0.00          | 25,667.91      |
| 53 - PCT#4 EQUIPMENT REPLACMNT  | 124,238.98        | 239.87         | 239.87       | 0.00          | 124,478.85     |
| 55 - CONSTRUCTION GRANTS        | -438,949.04       | 0.00           | 0.00         | 0.00          | -438,949.04    |
| 57 - ABANDONED MOTOR VEHICLE    | 15,576.50         | -96.84         | 0.00         | 96.84         | 15,479.66      |
| 65 - TRUANCY PREV & DIVERSION   | 13,337.96         | 540.68         | 540.68       | 0.00          | 13,878.64      |
| 66 - CO SPECIALTY COURT         | 7,347.93          | 431.01         | 431.01       | 0.00          | 7,778.94       |
| 70 - AMERICAN RESCUE PLAN (ARP) | 22,049.68         | 5.51           | 5.51         | 0.00          | 22,055.19      |
| 71 - FED & STATE RELIEF         | 72,275.70         | 139.47         | 139.47       | 0.00          | 72,415.17      |
| 72 - COASTAL PROTECTION         | 1,704,322.53      | -961.30        | 8,315.50     | 9,276.80      | 1,703,361.23   |
| 80 - AIRPORT                    | 142,777.69        | 275.05         | 275.05       | 0.00          | 143,052.74     |
| 81 - JAIL COMMISSARY            | 14,256.34         | 6,750.43       | 7,365.33     | 614.90        | 21,006.77      |



### Fund Summary

|                                |                      |                    |                     |                     |                      |
|--------------------------------|----------------------|--------------------|---------------------|---------------------|----------------------|
| 88 - STATE FEES                | 39,129.25            | 19,321.24          | 22,855.15           | 3,533.91            | 58,450.49            |
| 89 - TRUST INVESTMENT          | 243,865.04           | 1,111.97           | 2,730.55            | 1,618.58            | 244,977.01           |
| 90 - DISTRICT CLERK RESRV ACCT | 231,571.38           | -2,794.53          | 20.00               | 2,814.53            | 228,776.85           |
| 92 - FLOOD CONTROL - JC DRAIN  | 0.00                 | 0.00               | 5,806.41            | 5,806.41            | 0.00                 |
| <b>Grand Total:</b>            | <b>13,027,624.43</b> | <b>-675,183.79</b> | <b>2,147,643.80</b> | <b>2,822,827.59</b> | <b>12,352,440.64</b> |

# Pledge Security Listing

August 31, 2022

| ID                              | CUSIP     | Description   | Safekeeping Location | Safekeeping Receipt | Coupon | Maturity Date | Call Date | Moody | S&P | Fitch | ASC 320 | Face Amount       | Current Par          | Current Book Value   | Market Value         | Gain(Loss)            |
|---------------------------------|-----------|---------------|----------------------|---------------------|--------|---------------|-----------|-------|-----|-------|---------|-------------------|----------------------|----------------------|----------------------|-----------------------|
| <b>JACKSON COUNTY</b>           |           |               |                      |                     |        |               |           |       |     |       |         |                   |                      |                      |                      |                       |
| 4869                            | 3132J4HD4 | FHLMC #G30927 | FHLB                 |                     | 3.00   | 09/01/2035    |           | AAA   | AA+ | AAA   | HTM     | 5,000,000         | 1,268,903.65         | 1,314,681.67         | 1,228,044.95         | (86,636.71)           |
| 4954                            | 31418CSG0 | FNMA #MA3218  | FHLB                 |                     | 3.00   | 12/01/2032    |           | AAA   | AA+ | AAA   | HTM     | 4,000,000         | 979,718.60           | 999,596.19           | 956,293.53           | (43,302.66)           |
| 4992                            | 3128MMX57 | FHLMC #G18699 | FHLB                 |                     | 4.00   | 06/01/2033    |           | AAA   | AA+ | AAA   | HTM     | 4,000,000         | 596,619.44           | 609,975.74           | 611,099.39           | 1,123.65              |
| 5474                            | 3132D53T7 | FR #SB8010    | FHLB                 |                     | 2.50   | 10/01/2034    |           | AAA   | AA+ | AAA   | HTM     | 2,100,000         | 568,191.41           | 571,526.68           | 543,048.94           | (28,477.73)           |
| 5526                            | 3132D56J6 | FR #SB8073    | FHLB                 |                     | 1.50   | 11/01/2035    |           | AAA   | AA+ | AAA   | HTM     | 2,100,000         | 1,483,395.90         | 1,514,733.89         | 1,342,621.63         | (172,112.26)          |
| 5533                            | 3133KYUZ0 | FR #RB5100    | FHLB                 |                     | 2.00   | 02/01/2041    |           | AAA   | AA+ | AAA   | HTM     | 15,000,000        | 12,284,161.05        | 12,695,104.23        | 10,867,183.07        | (1,827,921.16)        |
| 5539                            | 3133KYUZ0 | FR #RB5100    | FHLB                 |                     | 2.00   | 02/01/2041    |           | AAA   | AA+ | AAA   | HTM     | 5,800,000         | 4,749,875.61         | 4,922,472.85         | 4,201,977.46         | (720,495.39)          |
| 5552                            | 3132D6AB6 | FR #SB8102    | FHLB                 |                     | 1.50   | 05/01/2036    |           | AAA   | AA+ | AAA   | HTM     | 6,700,000         | 5,657,981.03         | 5,720,881.64         | 5,120,642.57         | (600,239.07)          |
| 5557                            | 3140KYCE2 | FNMA #BR0968  | FHLB                 |                     | 2.00   | 04/01/2036    |           | AAA   | AA+ | AAA   | HTM     | 10,400,000        | 8,957,147.26         | 9,218,538.27         | 8,313,844.95         | (904,693.32)          |
| <b>Total for JACKSON COUNTY</b> |           |               |                      |                     |        |               |           |       |     |       |         | <b>55,100,000</b> | <b>36,545,993.95</b> | <b>37,567,511.16</b> | <b>33,184,756.49</b> | <b>(4,382,754.65)</b> |

| <b><u>INVESTMENTS</u></b>     |   | <b>07/31/2022</b> |                   |                 |                |                 | <b>08/31/2022</b> |
|-------------------------------|---|-------------------|-------------------|-----------------|----------------|-----------------|-------------------|
| <b>TexPool</b>                |   |                   |                   |                 |                |                 |                   |
| <b>FUND</b>                   | <b>NAME</b>                             | <b>ACC'T #</b>    | <b>BALANCE</b>    | <b>INTEREST</b> | <b>DEPOSIT</b> | <b>WITHDRAW</b> | <b>BALANCE</b>    |
| 41                            | Road & Bridge Precinct #1               | 1100              | 15,976.53         | 29.38           |                |                 | 16,005.91         |
| 42                            | Road & Bridge Precinct #2               | 1200              | 16,228.27         | 29.79           |                |                 | 16,258.06         |
| 43                            | Road & Bridge Precinct #3               | 1300              | 25,508.57         | 46.88           |                |                 | 25,555.45         |
| 44                            | Road & Bridge Precinct #4               | 1400              | 10,421.01         | 19.14           |                |                 | 10,440.15         |
| 10                            | General                                 | 1500              | 262,083.60        | 481.37          |                |                 | 262,564.97        |
| 28                            | Library - Memorial Fund                 | 2800              | 2,519.11          | 4.63            |                |                 | 2,523.74          |
| 89                            | Binning Heirs Trust Cause #4563         | 7406              | 2,362.86          | 4.33            |                |                 | 2,367.19          |
| 89                            | Cordele Church & Cemetery               | 7502              | 5,715.93          | 10.51           |                |                 | 5,726.44          |
| 89                            | Callis Receivership                     | 7504              | 9,083.23          | 16.68           |                |                 | 9,099.91          |
| <b>TOTAL IN TEXPOOL</b>       |   |                   | <b>349,899.11</b> | <b>642.71</b>   | <b>0.00</b>    | <b>0.00</b>     | <b>350,541.82</b> |
| Standard & Poor Global rating |   |                   | AAAm              |                 |                |                 | AAAm              |
| AVERAGE INTEREST RATE         |   |                   | 1.5206%           |                 |                |                 | 2.1627%           |
| <b>Texas CLASS</b>            |   | <b>ACC'T #</b>    | <b>BALANCE</b>    | <b>INTEREST</b> | <b>DEPOSIT</b> | <b>WITHDRAW</b> | <b>BALANCE</b>    |
| 10                            | General                                 | 0011              | 1,818,462.99      | 2,725.17        | 219.87         | 875,000.00      | 946,408.03        |
| 12                            | Permanent Improvement                   | 0012              | 490,733.03        | 920.83          |                | 47,000.00       | 444,653.86        |
| 12                            | Permanent Improvement - Jail Commitment | 0112              | 800,747.53        | 1,558.21        |                |                 | 802,305.74        |
| 15                            | Commissary Telephone                    | 0015              | 64,800.00         | 126.88          | 7,000.00       | 126.88          | 71,800.00         |
| 17                            | District Attorney Hot Check             | 0017              | 5,700.00          | 11.09           |                | 11.09           | 5,700.00          |
| 19                            | Forfeiture - District Attorney          | 0019              | 215,407.56        | 418.47          |                | 5,000.00        | 210,826.03        |
| 21                            | Forfeiture - Sheriff                    | 0021              | 50,254.71         | 97.80           |                |                 | 50,352.51         |
| 23                            | Technology                              | 0023              | 48.00             | 0.04            |                | 0.04            | 48.00             |
| 25                            | Juvenile Probation Grants               | 0025              | 729.49            | 1.43            |                |                 | 730.92            |
| 26                            | Law Library                             | 0026              | 7,200.00          | 13.98           |                | 13.98           | 7,200.00          |
| 27                            | LEOSE                                   | 0027              | 1,090.00          | 2.13            |                | 2.13            | 1,090.00          |
| 28                            | Library - Memorial Fund                 | 0028              | 53,354.20         | 103.81          |                |                 | 53,458.01         |
| 29                            | Records Management - County Clerk       | 0029              | 193,551.03        | 379.26          | 20,000.00      |                 | 213,930.29        |
| 30                            | Records Management - County             | 0030              | 1,997.49          | 4.55            | 5,000.00       |                 | 7,002.04          |
| 31                            | Records Management - District Clerk     | 0031              | 10,975.00         | 21.33           |                | 121.33          | 10,875.00         |
| 32                            | Security                                | 0032              | 22,850.00         | 44.42           |                | 44.42           | 22,850.00         |
| 35                            | Child Welfare                           | 0035              | 7,216.05          | 14.04           |                |                 | 7,230.09          |
| 36                            | Historical Commission                   | 0036              | 32,547.55         | 63.36           |                |                 | 32,610.91         |
| 39                            | Bridge Replacement                      | 0039              | 290,742.00        | 565.77          |                |                 | 291,307.77        |
| 41                            | Road & Bridge Precinct #1               | 0041              | 127,869.13        | 189.78          |                | 95,000.00       | 33,058.91         |
| 42                            | Road & Bridge Precinct #2               | 0042              | 180,207.57        | 344.12          |                | 50,000.00       | 130,551.69        |
| 43                            | Road & Bridge Precinct #3               | 0043              | 206,847.65        | 398.56          |                | 30,000.00       | 177,246.21        |

|    | <i>Texas CLASS</i>                              | <b>ACC'T #</b> | <b>BALANCE</b>       | <b>INTEREST</b>  | <b>DEPOSIT</b>   | <b>WITHDRAW</b>     | <b>BALANCE</b>      |
|----|---|----------------|----------------------|------------------|------------------|---------------------|---------------------|
| 44 | Road & Bridge Precinct #4                       | 0044           | 438,876.03           | 846.82           |                  | 55,000.00           | 384,722.85          |
| 50 | Road & Bridge Precinct #1 Equipment Replacement | 0050           | 52,033.88            | 101.27           |                  |                     | 52,135.15           |
| 51 | Road & Bridge Precinct #2 Equipment Replacement | 0051           | 158,638.13           | 308.68           |                  |                     | 158,946.81          |
| 52 | Road & Bridge Precinct #3 Equipment Replacement | 0052           | 25,583.68            | 49.79            |                  |                     | 25,633.47           |
| 53 | Road & Bridge Precinct #4 Equipment Replacement | 0053           | 123,255.46           | 239.87           |                  |                     | 123,495.33          |
| 70 | American Rescue Plan                            | 0070           | 2,852,667.52         | 5,551.07         |                  |                     | 2,858,218.59        |
| 71 | Federal & State Relief                          | 0071           | 71,677.96            | 139.47           |                  |                     | 71,817.43           |
| 72 | Coastal Impact Assistance                       | 0072           | 1,704,155.28         | 3,315.50         |                  | 5,000.00            | 1,702,470.78        |
| 80 | Airport   | 0080           | 141,353.62           | 275.05           |                  |                     | 141,628.67          |
| 89 | Trello DPS Seizure                              | 2289           | 215,496.87           | 419.35           |                  |                     | 215,916.22          |
| 89 | Alvarado-Montellano City of Edna Seizure        | 1489           | 1,952.66             | 3.80             |                  |                     | 1,956.46            |
| 89 | Carter SO Seizure                               | 5389           | 848.15               | 1.63             |                  |                     | 849.78              |
| 89 | Lira SO Seizure                                 | 6389           | 1,102.44             | 2.16             |                  |                     | 1,104.60            |
| 89 | Kullrich SO Seizure                             | 7389           | 6,325.01             | 12.33            |                  |                     | 6,337.34            |
| 89 | Yarbrough Trust Cause #5356                     | 1589           | 0.00                 | 0.50             | 1,129.63         |                     | 1,130.13            |
|    | <b>TOTAL IN TEXAS CLASS</b>                     |                | <b>10,377,297.67</b> | <b>19,272.32</b> | <b>33,349.50</b> | <b>1,162,319.87</b> | <b>9,267,599.62</b> |
|    | Standard & Poor Global rating                   |                | AAAm                 |                  |                  |                     | AAAm                |
|    | AVERAGE INTEREST RATE                           |                | 1.6392%              |                  |                  |                     | 2.2891%             |
| 10 | <b>Transfer Station Certificate of Deposit</b>  | Prosperity     | <b>20,000.00</b>     |                  |                  |                     | <b>20,000.00</b>    |
|    | INTEREST RATE                                   |                | 0.4000%              |                  |                  |                     | 0.4000%             |
| 10 | <b>Depository Money Market</b>                  | Prosperity     | <b>4,994,536.73</b>  | <b>2,757.25</b>  |                  |                     | <b>4,997,293.98</b> |
|    | AVERAGE INTEREST RATE                           |                | 0.6500%              |                  |                  |                     | 0.6500%             |
| 71 | <b>American Rescue Plan Money Market</b>        | Prosperity     | <b>21,643.79</b>     | <b>5.51</b>      |                  |                     | <b>21,649.30</b>    |
|    | AVERAGE INTEREST RATE                           |                | 0.6500%              |                  |                  |                     | 0.3000%             |

This report is presented in accordance with provisions of Texas Government Code §2256.023, the Public Funds Investment Act. The investments held in the Jackson County portfolio comply with the Public Funds Investment Act and the County's investment policy and strategies.

This report is true and correct to the best of my knowledge and belief according to the records of this office.



Mary Horton, CCT, CIO